

Drive Test Report

14-15 February 2017

Kalyan-Dombivli

Methodology:

Drive test was conducted in Kalyan-Dombivli City area from 9:00 AM to 9:PM from 14th to 15th of February 2017. The total drive test covered was approximately 170 km over a period of 2 days. A total of 4443 calls were made for seven 2G networks, four 3G networks and one CDMA networks covering seven operators

Date: 14 March 2017



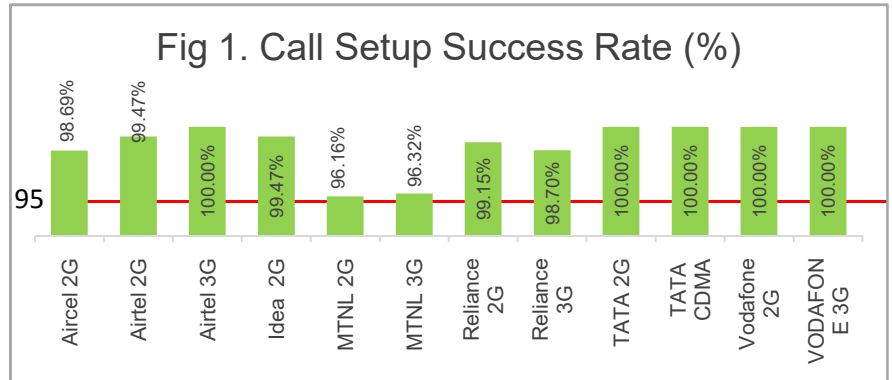
City-Level Details

Operator Performance against Key Performance Indicators :

1. Call Setup Success Rate, 2. Blocked Call Rate, 3. Call Drop Rate, 4. Rx Quality

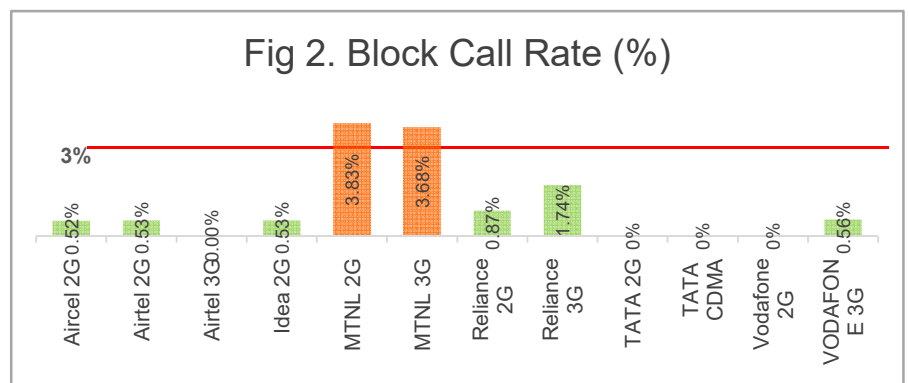
All of the operators have met the Call Setup Success Rate benchmark of $\geq 95\%$

Refer. Fig 1



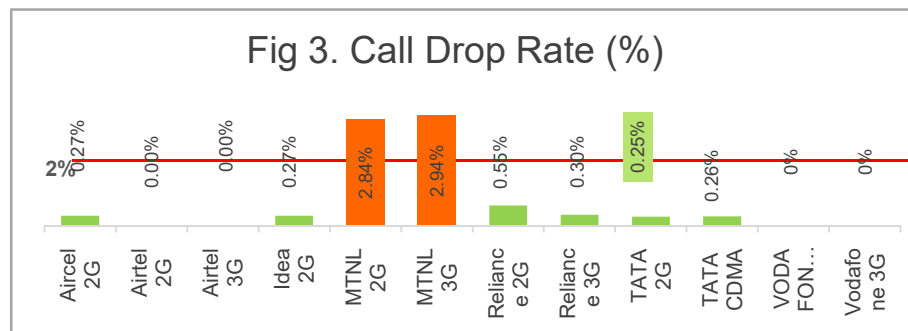
All of the operators have met the Blocked call Rate benchmark of $\leq 3\%$ except MTNL 2G & 3G

Refer. Fig 2



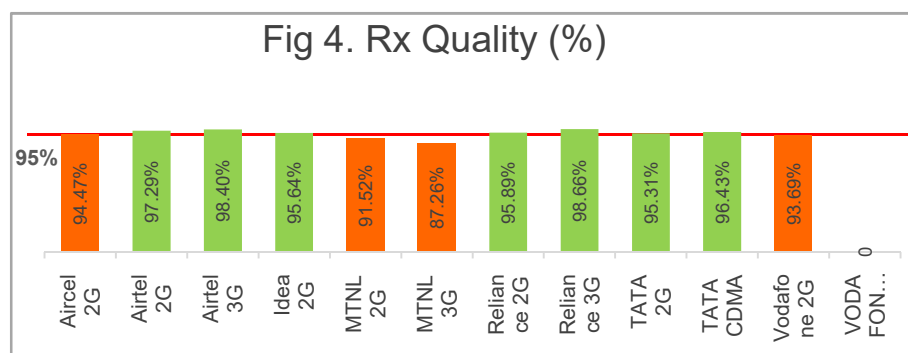
All of the operators met the Call Drop Rate benchmark of $\leq 2\%$ except MTNL 2G & 3G

Refer. Fig 3



Most of the operators met the Rx Quality benchmark of $\geq 95\%$, except Aircel 2G, MTNL 2G & 3G and Vodafone 2G.

Refer. Fig 4



Legends Threshold for each KPI are considered as per TRAI guidelines
Current Drive: August 2016

Operator meeting the benchmark

Operator not meeting the benchmark

Abbreviation / Definition:

CSSR (benchmark $\geq 95\%$) :

BCR (benchmark $\leq 3\%$):

CDR (benchmark $\leq 2\%$):

Good RxQuality (benchmark $\geq 95\%$): 2G (RxQual ≤ 5), 3G (EcNo ≥ -15 dBm), CDMA (FER $\leq 4\%$)

Call Setup Success Rate

Blocked Call Rate

Call Drop Rate

Ancillary Details

6. City-Level KPI details

Call Events												
	Aircel	Airtel		MTNL		IDEA	RELIANCE		TATA		Vodafone	
	2G	2G	3G	2G	3G	2G	2G	3G	CDMA	2G	2G	3G
Call Attempt	382	379	335	365	353	374	370	343	385	408	389	360
Blocked Call Rate (Feb-17)	0.52%	0.53%	0.00%	3.83%	3.68%	0.53%	0.87%	1.74%	0.00%	0.00%	0.00%	0.56%
CSSR (Accessibility) (Feb-17)	98.69%	99.47%	100.00%	96.16%	96.32%	99.47%	99.13%	98.70%	100.00%	100.00%	100.00%	100.00%
Dropped Call Rate (Feb-17)	0.27%	0.00%	0.00%	2.84%	2.94%	0.27%	0.55%	0.30%	0.26%	0.25%	0.00%	0.00%
Mobility HOSR (Feb-17)	99.65%	98.37%	99.85%	99.15%	97.81%	97.80%	98.12%	100.00%	100.00%	99.57%	99.40%	NA
Rx Quality (Feb-17)	94.47%	97.29%	98.40%	91.52%	87.26%	95.64%	95.89%	98.66%	96.43%	95.31%	93.69%	NA