

Drive Test Report

March 2017

Noida

Methodology:

Drive test was conducted in Noida City & surrounding areas from 9:00 AM to 5 PM from 1st to 2nd March 2017. The total drive test covered was approximately 180 km over a period of 2 days. A total of ~3533 calls were made for Five 2G networks, Four 3G networks and two CDMA networks covering seven operators .



1

City-Level
Performance

2

Area-Level
Performance

3

Analysis

4

Summary
and
Highlights

5

Appendix
I. Methodology
II. Benchmarking
KPIs
III. Coverage
IV. Receive (Rx)
Quality
V. City-Level
Ranking
VI. City-Level KPI

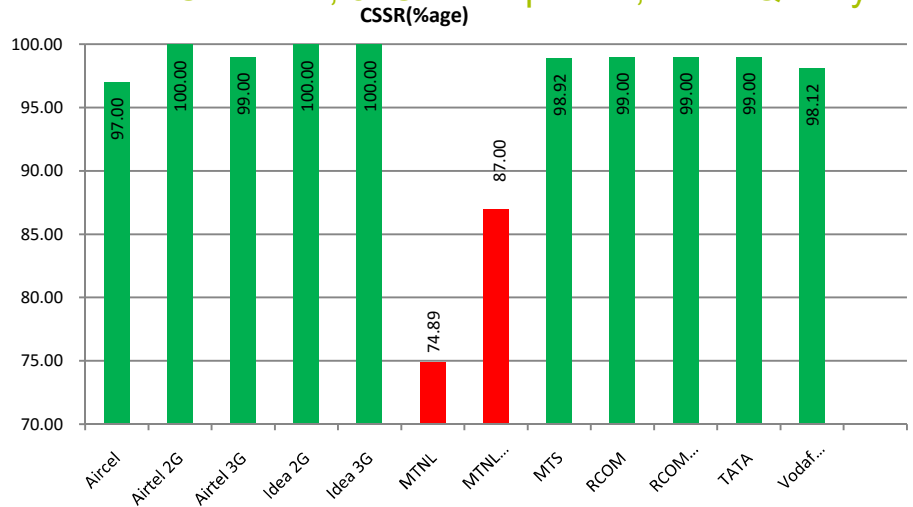
City-Level Details

Operator Performance against Key Performance Indicators :

1. Call Setup Success Rate, 2. Blocked Call Rate, 3. Call Drop Rate, 4. Rx Quality

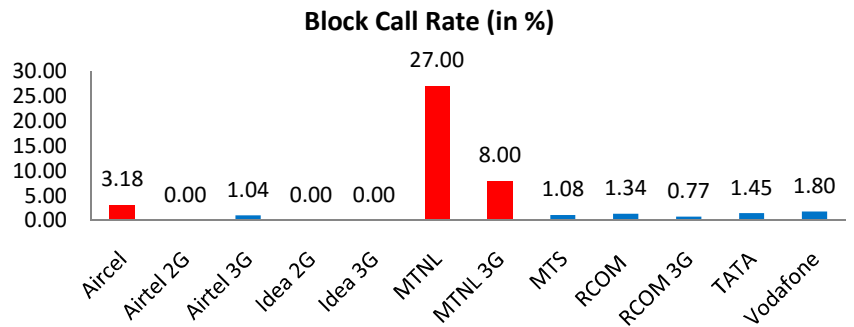
All operators except MTNL have met the Call Setup Success Rate benchmark of $\geq 95\%$

Refer. Fig 1



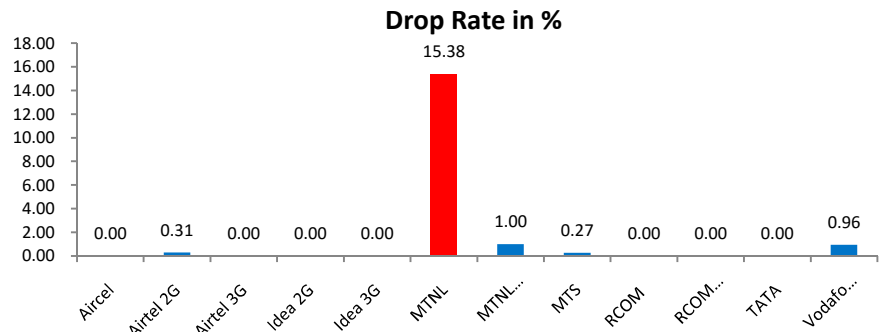
All operators except Aircel and MTNL have met the Blocked call Rate benchmark of $\leq 3\%$

Refer. Fig 2



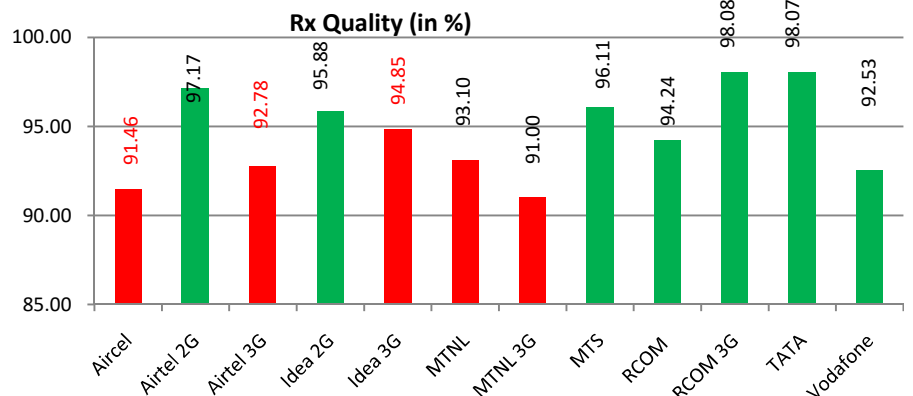
All operators except MTNL 2G have met the Call Drop Rate benchmark of $\leq 2\%$

Refer. Fig 3



Aircel, Idea 3G, MTNL, vodafone and RCOM have not meet the Rx Quality benchmark of $\geq 95\%$. All other Operators have met it.

Refer. Fig 4



Legends Threshold for each KPI are considered as per TRAI guidelines
Current Drive: August 2016

Operator meeting the benchmark

Operator not meeting the benchmark

Abbreviation / Definition:

CSSR (benchmark $\geq 95\%$) :

BCR (benchmark $\leq 3\%$):

CDR (benchmark $\leq 2\%$):

Good RxQuality (benchmark $\geq 95\%$): 2G (RxQual ≤ 5), 3G (EcNo ≥ -15 dBm), CDMA (FER $\leq 4\%$)

Call Setup Success Rate

Blocked Call Rate

Call Drop Rate

Ancillary Details

City-Level KPI details

	Operators (Summary)											
Call Events	Aircel	Airtel 2G	Airtel 3G	Idea 2G	Idea 3G	MTNL 2G	MTNL 3G	MTS	RCOM 2G	RCOM 3G	TATA	Vodafone
Call Attempt	346	322	288	299	260	243	285	370	299	260	348	213
Blocked Call Rate	3.18	0	1.04	0	0	27	8	1.08	1.3	0.77	1.45	1.8
CSSR (Accessibility)	97	100	99	100	100	74.89	87.36	98.92	95.6	99	99	98.12
Dropped Call Rate	0	0.31	0	0	0	15.38	1	0.27	0	0	0	0.96
Mobility HOSR	99.96	99.4	99.4	99.53	99.47	56.9	-	100	98.4	100	100	96.35
Rx Quality	91.46	97.17	99.38	95.88	94.85	93.1	91	96.11	94.24	98.08	98.07	92.53