

Drive Test Report

February 2017

TIRUCHIRAPPALLI

Key performance indicators all the operators: : All the operators met the Call Dropped Rate (CDR) benchmark of $\leq 2\%$ and Call Setup Success Rate (CSSR) Bench Mark of $\geq 95\%$

Methodology:

Drive test was conducted in City Tiruchirappalli & surrounding areas from 9:00 AM to 9:PM from 20th to 22nd of February 2017. The total drive test covered was approximately 300 km over a period of 3 days. A total of ~7062 calls were made for Seven 2G networks, Four 3G networks and Two CDMA networks covering eight operators

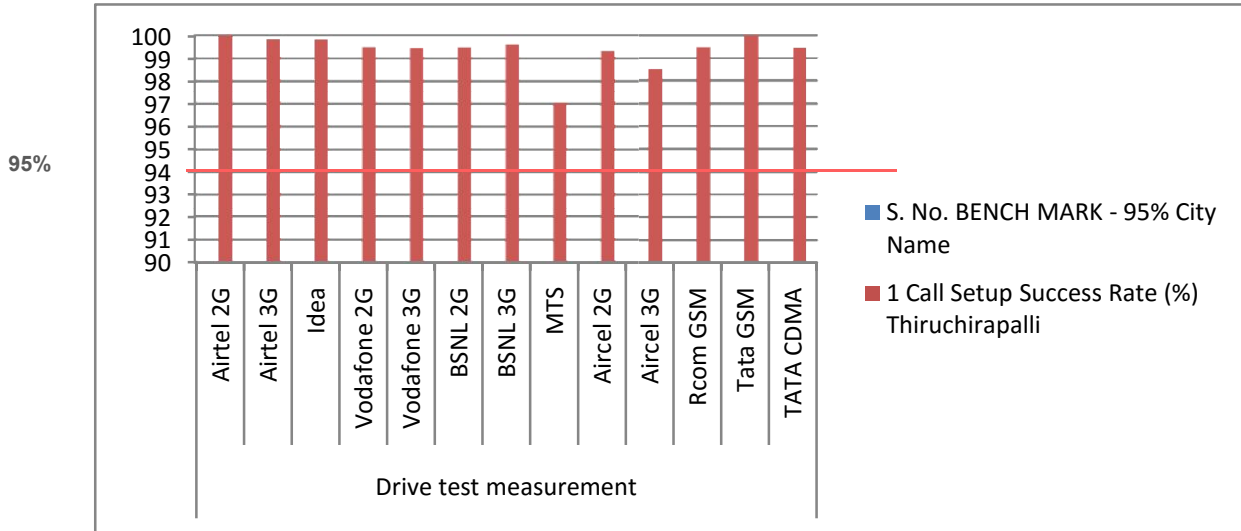


City-Level Details

Operator Performance against Key Performance Indicators :

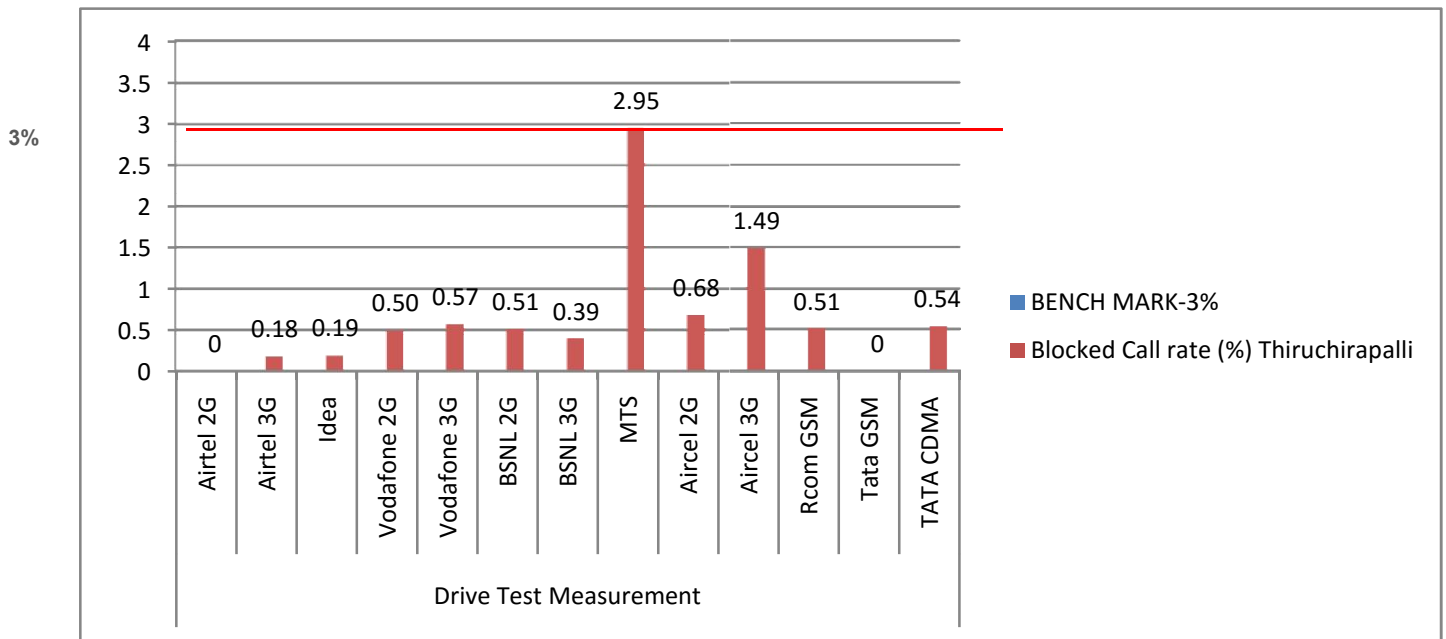
1. Call Setup Success Rate, 2. Blocked Call Rate, 3. Call Drop Rate, 4. Rx Quality

Call Setup Success Rate (%)



All Operators have met the call Setup Success Rate Bench mark >=95%

Blocked Call rate (%)



All Operators have met the Blocked Call Rate Bench Mark of <= 3%

Legends Threshold for each KPI are considered as per TRAI guidelines
Current Drive: August 2016

Abbreviation / Definition:

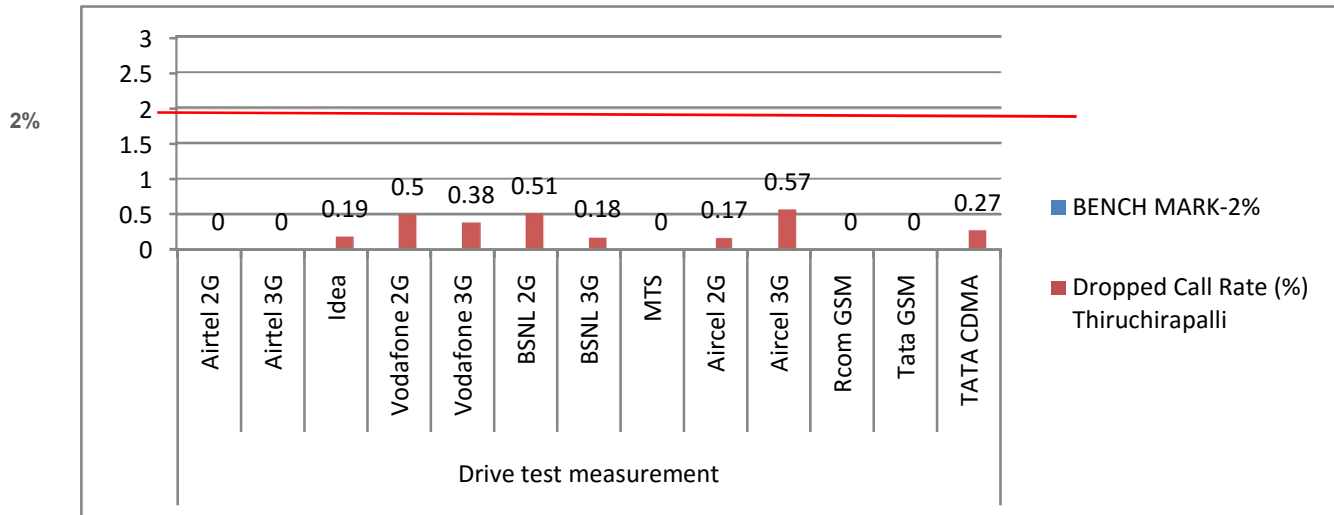
CSSR (benchmark > =95%) : Call Setup Success Rate
 BCR (benchmark <=3%): Blocked Call Rate
 CDR (benchmark <=2%): Call Drop Rate
 Good RxQuality (benchmark >=95%): 2G (RxQual <=5), 3G (EcNo >=-15dBm), CDMA (FER <=4%)

City-Level Details

Operator Performance against Key Performance Indicators :

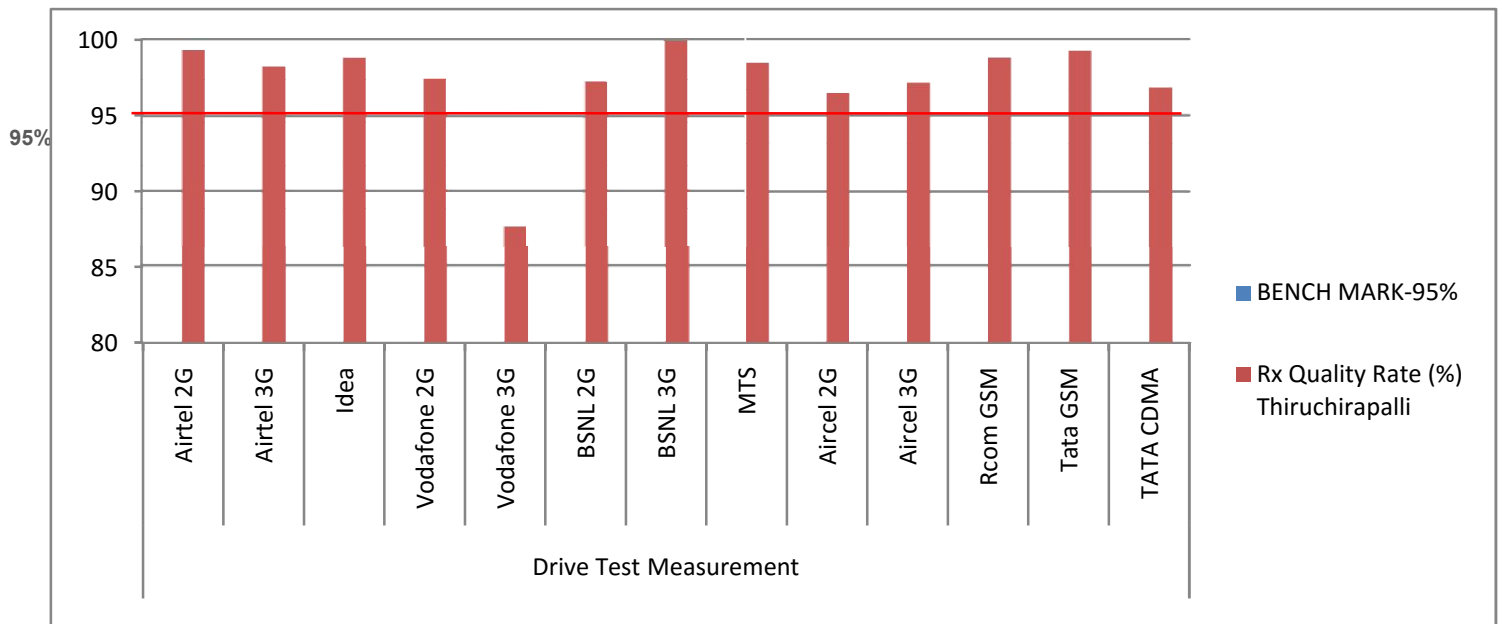
1. Call Setup Success Rate, 2. Blocked Call Rate, 3. Call Drop Rate, 4. Rx Quality

Call Drop rate (%)



All Operators have met the Call Drop rate Bench mark of <=2%

Rx Quality Rate (%)



All Operators have met the Rx Quality Bench mark of >=95% except Vodafone 3G

Legends Threshold for each KPI are considered as per TRAI guidelines
Current Drive: August 2016

Abbreviation / Definition:

CSSR (benchmark >=95%) : Call Setup Success Rate
 BCR (benchmark <=3%): Blocked Call Rate
 CDR (benchmark <=2%): Call Drop Rate
 Good RxQuality (benchmark >=95%): 2G (RxQual <=5), 3G (EcNo >=-15dBm), CDMA (FER <=4%)

Ancillary Details

City-Level KPI details

Call Events	Operators summary												
	Airtel		Idea	Vodafone		BSNL		MTS	Aircel		RCOM GSM	TATA GSM	TATA CDMA
	2G	3G		2G	3G	2G	3G		2G	3G			
Call attempts	609	548	533	606	525	593	518	475	585	538	583	576	373
Blocked Call rate	0	0.18	0.19	0.5	0.57	0.51	0.39	2.95	0.68	1.49	0.51	0	0.54
CSSR	100	99.82	99.81	99.5	99.43	99.49	99.61	97.05	99.32	98.51	99.49	100	99.46
Dropped Called Rate	0	0	0.19	0.5	0.38	0.51	0.18	0	0.17	0.57	0	0	0.27
Mobility HOSR	99.29	99.29	99.73	99.04	99.99	98.57	100	100	99.35	99.38	99.87	99.61	100
Rx Quality	99.33	98.27	98.83	97.05	87.66	97.23	99.87	98.47	96.44	97.16	98.82	99.26	96.87