

Drive Test Report

February 2017

MYSORE

Key performance indicators for operators: : Few operators failed to meet the Call Dropped Rate (CDR) benchmark of $\leq 2\%$ where as most of the operators met the Call Setup Success Rate (CSSR) benchmark of $\geq 95\%$


Methodology:

Drive test was conducted in Mysore City & surrounding areas from 14th to 16th of Feb 2017 . The total drive test covered was approximately 350 kms. A total of 7624 calls were made over a period of 3 days for seven 2G networks, four 3G networks and two CDMA networks covering eight operators

Date: March 2017



1 
City- Level
Performance

2 
Appendix
I. Methodology
II.Operator Performance Details
III.KPI Performance Summary

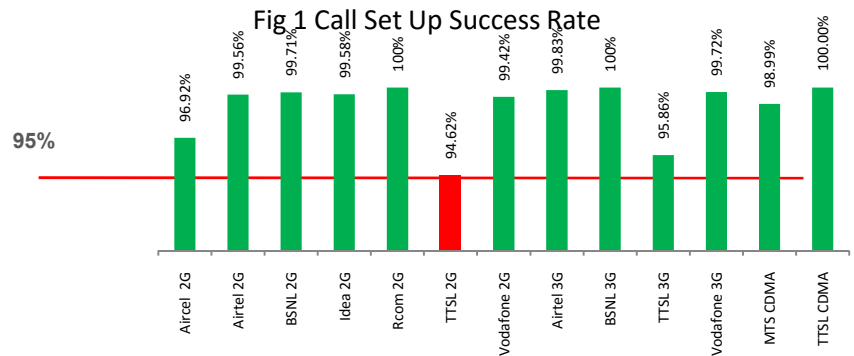
City-Level Details

Operator Performance against Key Performance Indicators :

1. Call Setup Success Rate 2. Blocked Call Rate 3. Call Drop Rate 4. Rx Quality

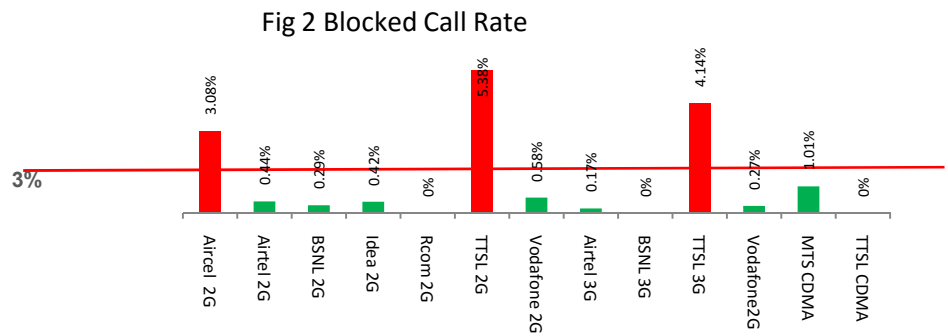
All operators have met **Call Set Up Success Rate Benchmark of $\geq 95\%$** except **Tata Tele Services Ltd 2G Network**

Refer. Fig 1



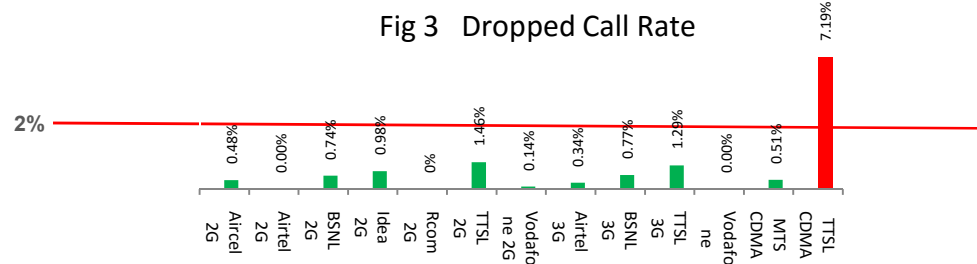
All operators have met **Blocked Call Rate Benchmark of $\leq 3\%$** except **Aircel 2G, TTSL 2G & 3G Network**

Refer. Fig 2



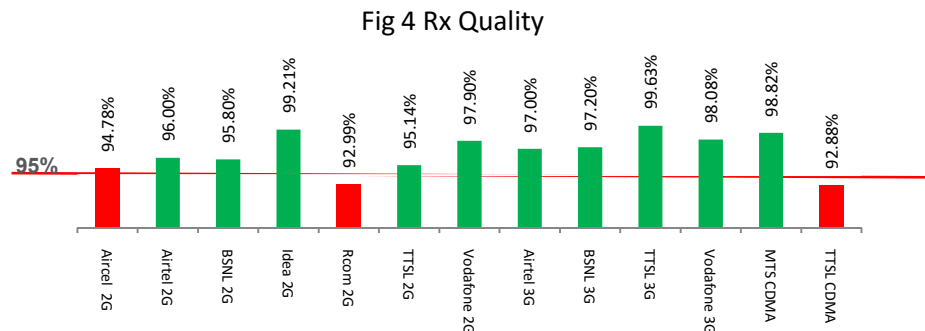
All operators have met **Dropped Call Rate Benchmark of $\leq 2\%$** except **Tata Tele Services Ltd CDMA Network**

Refer. Fig 3



All operators have met **Rx Quality Benchmark of $\geq 95\%$** except **Aircel 2G, Reliance 2G and Tata Tele Services Ltd CDMA Network**

Refer. Fig 4



Legends Threshold for each KPI are considered as per TRAI guidelines

Current Drive: Feb 2017, Mysore

Operator meeting the benchmark

Operator not meeting the benchmark

Abbreviation / Definition:

CSSR (benchmark $\geq 95\%$) : Call Setup Success Rate
 BCR (benchmark $\leq 3\%$): Blocked Call Rate
 CDR (benchmark $\leq 2\%$): Call Drop Rate
 Good RxQuality (benchmark $\geq 95\%$): 2G (RxQual ≤ 5), 3G (EcNo ≥ -15 dBm), CDMA (FER $\leq 4\%$)

Ancillary Details

III. KPI Performance Summary

Call Events	Operators (Summary)												
	Aircel	Airtel		BSNL		IDEA	MTS	RCOM	TATA		Vodafone		
	2G	2G	3G	2G	3G	2G	CDMA	2G	CDMA	2G	3G	2G	3G
Call Attempts	650	685	582	680	130	714	987	595	504	558	483	692	364
Blocked Call Rate (<3%)	3.08%	0.44%	0.17%	0.29%	0.00%	0.42%	1.01%	0%	0%	5.38%	4.14%	0.58%	0.27%
Drooped Call Rate (<2%)	0.48%	0.00%	0.34%	0.74%	0.77%	0.98%	0.51%	0%	7.19%	1.47%	1.29%	0.14%	0.00%
Call Setup Success Rate (>=95%)	96.92%	99.56%	99.82%	99.71%	100%	99.58%	98.99%	100%	100%	94.62%	95.86%	99.42%	99.72%
Hand Over Success Rate (HOSR)	95.98%	99.17%	99.79%	97.44%	100%	98.00%	100.0%	99.66%	100.00%	94.03%	89.25%	99.56%	100%
Rx Quality >95 %	94.78%	96.00%	97.00%	95.80%	97.20%	99.21%	98.82%	92.99%	92.88%	95.14%	99.63%	97.90%	98.08%