

Drive Test Report

March 2017

Rajkot(Gujarat)

Methodology:

Drive test was conducted in Rajkot City & surrounding areas from 9:00 AM to 7:30 PM from 8th March 2017 to 9th March 2017. The total drive test covered was approximately 200 km over a period of 2 days. A total of ~ 4838 calls were made for Seven 2G networks, Five 3G networks, and two CDMA networks covering eight operators

Date: 21 March 2017



**1 City level
Performance**

**2. Summary and
Highlights**

3 Appendix

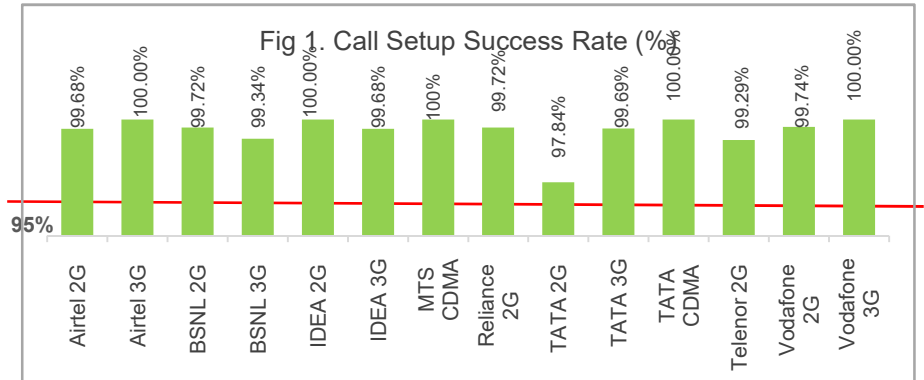
City-Level Details

Operator Performance against Key Performance Indicators :

1. Call Setup Success Rate, 2. Blocked Call Rate, 3. Call Drop Rate, 4. Rx Quality

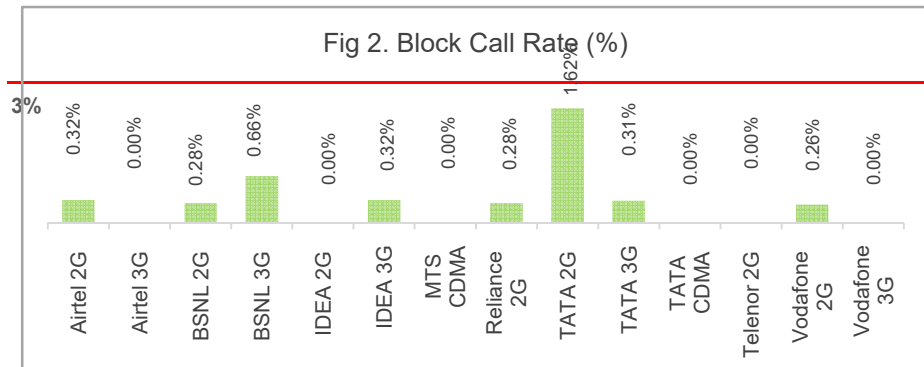
All the operators have met the Call Setup Success Rate benchmark of $\geq 95\%$

Refer. Fig 1




All the operators have met the Blocked call Rate benchmark of $\leq 3\%$

Refer. Fig 2



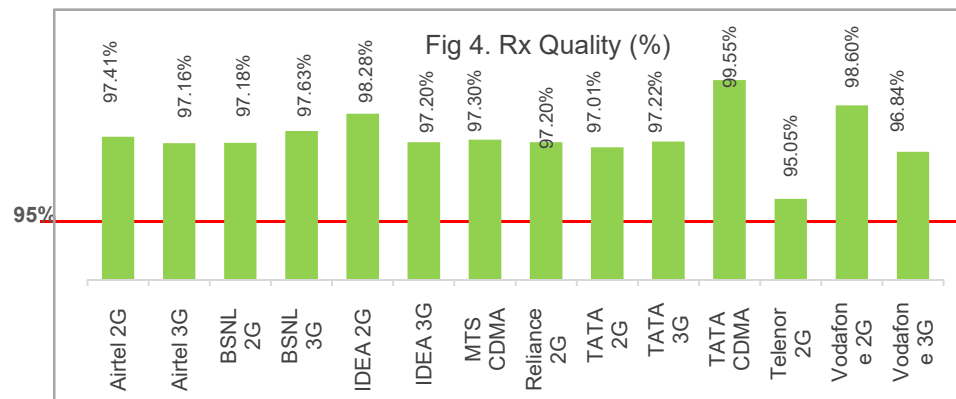
All the operators meet the Call Drop Rate benchmark of $\leq 2\%$.

Refer. Fig 3



All of the operators meet the Rx Quality benchmark of $\geq 95\%$

Refer. Fig 4



Legends Threshold for each KPI are considered as per TRAI guidelines
Current Drive: March'2017

Operator meeting the benchmark

Operator not meeting the benchmark

Abbreviation / Definition:

CSSR (benchmark $\geq 95\%$) :

BCR (benchmark $\leq 3\%$):

CDR (benchmark $\leq 2\%$):

Good RxQuality (benchmark $\geq 95\%$): 2G (RxQual ≤ 5), 3G (EcNo ≥ -15 dBm), CDMA (FER $\leq 4\%$)

Call Setup Success Rate

Blocked Call Rate

Call Drop Rate

Ancillary Details

3. City-Level KPI details

Call Events	Operator													
	Airtel		BSNL		IDEA		RELIANCE	TATA			Vodafone		MTS	Telenor
	2G	3G	2G	3G	2G	3G	2G	CDMA	2G	3G	2G	3G	CDMA	2G
Call Attempt	311	293	354	302	344	314	361	373	370	321	392	340	341	422
Blocked Call Rate	0.32%	0.00%	0.28%	0.66%	0.00%	0.32%	0.28%	0.00%	1.62%	0.31%	0.26%	0.00%	0.00%	0.00%
CSSR (Accessibility)	99.68%	100.00%	99.72%	99.34%	100.00%	99.68%	99.72%	100.00%	97.84%	99.69%	99.74%	100.00%	100%	99.29%
Dropped Call Rate	0.00%	1.71%	0.85%	0.00%	0.87%	0.00%	0.00%	0.00%	0.55%	0.00%	0.00%	0.00%	0.00%	0.72%
Mobility HOSR	95.25%	99.15%	97.06%	99.98%	99.35%	100.00%	99.54%	100.00%	98.94%	100.00%	98.20%	100%	99.95%	98.48%
Rx Quality	97.41%	97.16%	97.18%	97.63%	98.28%	97.20%	97.20%	99.55%	97.01%	97.22%	98.60%	96.84%	97.30%	95.05%